

OFFICIAL NCAA BASKETBALL BOX SCORE
 Elizabethtown E-Town vs Russellville Russellville

03/18/2000 12:15
 Final Box Score

Arena Boys' Sweet16, Rupp Arena
 City,State Lexington,KY

No.	Elizabethtown E-Town	Total FG		3-poi.nt		FT	FTA	Rebounds			F	TP	A	TO	BLK	STL	MIN
		FG	FGA	FG	FGA			Off	Def	Tot							
4	Kyle Foster	0	0	0	0	0	0	0	0	0	2	0	1	0	0	1	1:46
5	Chris Robinson	0	0	0	0	0	0	0	0	0	0	0	0	0	0	0	DNP
10	Brett Atcher	0	0	0	0	0	0	0	0	0	0	0	0	0	0	0	DNP
11	Mike Howard	0	0	0	0	0	0	0	0	0	0	0	0	0	0	0	DNP
20	Jashawn Curry	0	0	0	0	0	0	0	0	0	0	0	0	0	0	0	DNP
21	* Jason Johnston	1	2	0	1	0	0	0	0	0	2	2	1	4	0	1	30:43
23	* Chris Williams	5	13	1	3	6	8	2	4	6	3	17	1	5	0	3	31:10
25	* Josh Pedigo	4	5	3	4	0	0	0	1	1	2	11	3	0	0	0	20:57
33	* Antwain Barbour	17	27	3	5	5	7	7	8	15	2	42	3	2	3	2	32:00
34	Mark Richardsor.	0	1	0	0	1	2	0	0	0	3	1	1	0	0	0	8:26
42	Blake Bramblett	3	3	1	1	0	0	3	0	3	3	7	0	1	0	1	8:57
50	Dwight Rudd	0	2	0	0	0	0	1	0	1	1	0	0	0	0	0	3:35
52	* Nathan Sexton	3	10	0	0	2	2	4	4	8	4	8	1	3	0	0	22:26
Team (Included in Totals)								2	6	8							
Totals		33	63	8	14	14	19	19	23	42	22	88	11	18	3	8	160
Total FG%: 1st half 14 - 28 (50.0%) 2nd half 19 - 35 (54.3%) Game 33 - 63 (52.4%)												Deadball rebounds					
3Pt FG%: 1st half 3 - 5 (60.0%) 2nd half 5 - 9 (55.6%) Game 8 - 14 (57.1%)												4					
FT%: 1st half 2 - 3 (65.7%) 2nd half 12 - 16 (75.0%) Game 14 - 19 (73.7%)																	

No.	Russellville Russellville	Total F-G		3-point		FT	FTA	Rebounds			F	TP	A	TO	BLK	STL	MIN
		FG	FGA	FG	FGA			Off	Def	Tot							
4	* Ricky Duncan	3	11	1	5	1	2	1	2	3	3	8	4	1	1	2	29:08
11	David Dickerson	0	0	0	0	0	0	0	0	0	0	0	0	0	0	0	DNP
13	* Tony Key	8	12	0	0	3	7	6	3	9	5	19	0	1	3	1	31:01
20	Derrick Stratton	0	0	0	0	0	0	0	0	0	0	0	0	0	0	0	DNP
21	* Maurice Hampton	4	12	0	2	3	5	3	2	5	0	11	7	4	0	0	32:00
22	Nathan Thompson	0	1	0	0	0	0	0	0	0	2	0	0	0	0	0	3:40
23	* Michael Morris	5	10	1	2	7	10	1	3	4	4	16	1	2	1	3	28:32
25	Wun Kennedy	0	0	0	0	0	0	0	0	0	0	0	0	0	0	0	DNP
30	* Teco Dickerson	11	16	6	8	3	4	3	2	5	3	31	1	1	0	2	32:00
31	Adrian Bigbee	0	0	0	0	0	0	0	0	0	0	0	0	0	0	0	DNP
32	Frank Chapa	0	0	0	0	0	0	0	0	0	0	0	0	0	0	0	DNP
33	Roland Dickerson	0	0	0	0	0	0	0	0	0	0	0	0	1	0	1	0:30
34	Tyree Todd	0	0	0	0	0	0	0	0	0	0	0	0	0	0	0	3:09
Team (Included in Totals)								1	0	1							
Totals		31	62	8	17	17	28	15	12	27	17	87	13	10	5	9	160
Total FG%: 1st half 15 - 34 (44.1%) 2nd half 16 - 28 (57.1%) Game 31 - 62 (50.0%)												Deadball rebounds					
3Pt FG%: 1st half 4 - 11 (36.4%) 2nd half 4 - 6 (66.7%) Game 8 - 17 (47.1%)												4					
FT%: 1st half 4 - 9 (44.4%) 2nd half 13 - 19 (68.4%) Game 17 - 28 (60.7%)																	

Technical Fouls: None

Attendance: 15,204

Officials: Rick Chasteen, Jerry Hurley, Bob Craft

Score by Period		1st H	2nd H	OT	OT	Final	Record	Overall	Conf
Russellville	Russellville	38	49	0	0	87	Russellville	28-6	
Elizabethtown	E-Town	33	55	0	0	88	E-Town	28-5	

Russellville E-Town		Russellville E-Town		Russellville E-Town	
Points off Turnovers	18	16	Second Effort Points	13	20
Points in the Paint	30	44	3 Point Points	24	24
Largest Lead	69	54 (15 pts)	Lead Changes	9	
			Bench Points	0	8
			Free Throw Points	17	14
			Number of Ties	7	

## Name	Action	Score	Clock	Diff	## Name	Action	Action
4 R Duncan	Start Game				21 J Johnston	Start Game	Start Game
13 T Key	Start Game				23 C Williams	Start Game	Start Game
21 M Hampton	Start Game				25 J Pedigo	Start Game	Start Game
23 M Morris	Start Game				33 A Barbour	Start Game	Start Game
30 T Dickerson	Start Game				52 N Sexton	Start Game	Start Game
13 T Key	Jump Ball Win				52 N Sexton	Jump Ball Loss	Personal Foul
					52 N Sexton		
13 T Key	FT Attempt		7:58				
13 T Key	FT Attempt		7:43				
			7:43				
			7:43		52 N Sexton	Def Rebound	
			7:25		21 J Johnston	Turn Over	
			7:25				
			7:25				
			7:21				
			7:17		E-Town	Def Rebound	
			6:58		52 N Sexton	FG Attempt	
			6:38	+2			
			6:26	(T1)	23 C Williams	FG Made	
			6:03		23 C Williams	Def Rebound	
			5:36		23 C Williams	FG Attempt	
			5:45				
			5:44		33 A Barbour	Steal	
			5:41	-2 (L1)	23 C Williams	Layup Made	
			5:23	(T2)			
			4:52	-2	25 J Pedigo	Layup Made	
			4:34		E-Town	Def Rebound	
			4:10		25 J Pedigo	Turn Over	
			4:09				
			4:06		52 N Sexton	Def Rebound	
			4:00		52 N Sexton	Turn Over	
			3:59				
			3:58	(T3)			
			3:44		21 J Johnston	3Pt Attempt	
			3:38	+2 (L2)			
			3:31	(T4)	33 A Barbour	Dunk Made	
			3:08	+2			
			2:56	-1 (L3)	25 J Pedigo	3Pt Made	
			2:32		33 A Barbour	Def Rebound	
			2:25		23 C Williams	FG Attempt	
			2:24		52 N Sexton	Putback Att	
			2:22	-3	33 A Barbour	Putback Made	
			2:00	(T5)			
			1:52		23 C Williams	Turn Over	
			1:52				
			1:52		42 B Bramblett	Enter Game	
			1:37				
			1:37		E-Town	Def Rebound	
			1:05	-3	23 C Williams	3Pt Made	
			0:41		E-Town	Def Rebound	
			0:41		52 N Sexton	Enter Game	
			0:35		42 B Bramblett	Personal Foul	
			0:35				
			0:35		42 B Bramblett	Steal	
			0:35		23 C Williams	FG Attempt	
			0:14	-5	33 A Barbour	FG Made	
			0:14	-6	33 A Barbour	FT Made	
			0:02	-3			

End of Period Summary Russellville 16 E-Town 19
 Largest Lead: Russellville 13 E-Town 19 (6 pts)
 Lead in Period: Russellville 13 E-Town 19 (6 pts)
 2 for 5 oppo pts
 3 for 0 pts
 7/17 for 41.2 %
 0/2 for 0.00 %

Turnovers
 2nd Chances
 Field Goals
 Free Throws

Lead Changes: 3 Ties: 5
 Lead Changes: 3 Ties: 5 (this period)
 4 for 2 oppo pts
 3 for 5 pts
 8/14 for 57.1 %
 1/1 for 100 %

University of Kentucky Basketball - Play by Play Report - Period 2 (pg 1)
Russellville Russellville vs. Elizabethtown E-Town
 Date: 03/18/2000 Time: 12:15 Site: Boys' Sweet16, Rupp Arena-Lexington, KY Attendance: 15,204

##	Name	Action	Action	Score	Clock	Diff	##	Name	Action	Action
					2 8:00		21	J Johnston	Leave Game	
					2 8:00		23	C Williams	Leave Game	
					2 8:00		33	A Barbour	Leave Game	
					2 8:00		42	B Bramblett	Leave Game	
					2 8:00		21	J Johnston	Enter Game	for 32 N Sexton
					2 8:00		33	A Barbour	Enter Game	
					2 8:00		42	B Bramblett	Enter Game	
					2 8:00		52	N Sexton	Enter Game	
					2 8:00		23	C Williams	Enter Game	
				16-22	2 7:48	-6	42	B Bramblett	3Pt Made	
13 T Key	FT Made			17-22	2 7:26	-5	42	B Bramblett	Personal Foul	
13 T Key	FT Attempt	23 M Morris Off Reb			2 7:26					
23 M Morris	Putback Made			19-22	2 7:20	-3				
					2 7:10		23	C Williams	Turn Over	
4 R Duncan	FG Made			21-22	2 6:56	-1	25	J Pedigo	Enter Game	for 42 B Bramblett
					2 6:43		25	J Pedigo	Turn Over	
13 T Key	FG Attempt	13 T Key Off Reb			2 6:22					
13 T Key	Putback Made			23-22	2 6:19	+1 (L4)				
					2 6:09		23	C Williams	3Pt Attempt	33 A Barbour Off Reb
				23-24	2 6:05	-1 (L5)	33	A Barbour	Putback Made	
					2 5:52		23	C Williams	Personal Foul	
30 T Dickerson	FG Made			25-24	2 5:40	+1 (L6)				
					2 5:18		25	J Pedigo	Turn Over	
4 R Duncan	3Pt Attempt	13 T Key Off Reb			2 5:01					
13 T Key	Putback Made			27-24	2 4:59	+3				
				27-26	2 4:53	+1	52	N Sexton	FG Made	33 A Barbour Assist
23 M Morris	Turn Over				2 4:39					
					2 4:38		21	J Johnston	Steal	
					2 4:34		52	N Sexton	FG Attempt	E-Town Deadball Reb
13 T Key	Personal Foul				2 4:34					
					2 4:34		34	M Richardson	Enter Game	for 25 J Pedigo
				27-28	2 4:24	-1 (L7)	33	A Barbour	FG Made	
30 T Dickerson	3Pt Made	21 M Hampton Assist		30-28	2 4:02	+2 (L8)				
13 T Key	Def Rebound				2 3:38		34	M Richardson	FG Attempt	
4 R Duncan	FG Attempt				2 3:20		33	A Barbour	Def Rebound	
23 M Morris	Block				2 3:13		52	N Sexton	FG Attempt	33 A Barbour Off Reb
				30-30	2 3:08	(T6)	33	A Barbour	Putback Made	
13 T Key	FG Made	4 R Duncan Assist		32-30	2 2:54	+2				
13 T Key	FT Made			33-30	2 2:54	+3	52	N Sexton	Personal Foul	
					2 2:54		50	D Rudd	Enter Game	for 52 N Sexton
					2 2:54					
30 T Dickerson	Def Rebound				2 2:31		33	A Barbour	FG Attempt	
4 R Duncan	3Pt Made	21 M Hampton Assist		36-30	2 2:16	+6				
					2 1:55		50	D Rudd	FG Attempt	50 D Rudd Off Reb
13 T Key	Def Rebound				2 1:53		50	D Rudd	Putback Att	
4 R Duncan	FT Made			37-30	2 1:42	+7	50	D Rudd	Personal Fou	
4 R Duncan	FT Attempt				2 1:42		33	A Barbour	Def Rebound	
				37-32	2 1:34	+5	23	C Williams	Layup Made	33 A Barbour Assist
30 T Dickerson	3Pt Attempt	21 M Hampton Off Reb			2 1:19					
4 R Duncan	3Pt Attempt	30 T Dickerson Off Reb			2 1:13					
30 T Dickerson	FT Made			38-32	2 1:12	+6	34	M Richardson	Personal Foul	
30 T Dickerson	FT Attempt				2 1:12		33	A Barbour	Def Rebound	
					2 1:02		21	J Johnston	Turn Over	
23 M Morris	Steal				2 1:00					
23 M Morris	FG Attempt	30 T Dickerson Off Reb			2 0:57					
30 T Dickerson	Putback Att	21 M Hampton Off Reb			2 0:54					
4 R Duncan	3Pt Attempt	13 T Key Off Reb			2 0:50					
23 M Morris	Turn Over				2 0:36					
					2 0:35		23	C Williams	Steal	
					2 0:32		23	C Williams	FG Attempt	E-Town Deadball Reb
					2 0:31					
30 T Dickerson	Personal Foul			38-33	2 0:10	+5	34	M Richardson	FT Made	
4 R Duncan	Personal Foul				2 0:10		34	M Richardson	FT Attempt	
23 M Morris	Def Rebound				2 0:10					
23 M Morris	FG Attempt				2 0:00			E-Town	Def Rebound	

OFFICIAL NCAA BASKETBALL BOX SCORE
 Elizabethtown E-Town vs Russellville Russellville

03/18/2000 12:15
 1st Half Box Score

Arena Boys' Sweet16, Rupp Arena
 City, State Lexington, KY

No.	Elizabethtown E-Town	Total FG		3-point		FT	FTA	Rebounds			F	TP	A	TO	BLK	STL	MIN	
		FG	FGA	FG	FGA			Off	Def	Tot								
4	Kyle Foster	0	0	0	0	0	0	0	0	0	0	0	0	0	0	DNP		
5	Chris Robinson	0	0	0	0	0	0	0	0	0	0	0	0	0	0	DNP		
10	Brett Atcher	0	0	0	0	0	0	0	0	0	0	0	0	0	0	DNP		
11	Mike Howard	0	0	0	0	0	0	0	0	0	0	0	0	0	0	DNP		
20	Jashawn Curry	0	0	0	0	0	0	0	0	0	0	0	0	0	0	DNP		
21	* Jason Johnston	0	1	0	1	0	0	0	0	1	1	1	9			16:00		
23	* Chris Williams	4	9	1	2	0	0	0	0	0	0	0	5			16:00		
25	* Josh Pedigo	2	2	1	1	0	0	3	4	7	0	13				9:55		
33	* Antwain Barbour	6	7	0	0	1	2	0	0	0	1	1				16:00		
34	Mark Richardson	0	1	0	0	1	2	0	0	0	1	1				4:34		
42	Blake Bramblett	1	1	1	1	0	0	1	0	1	2	3				2:42		
50	Dwight Rudd	0	2	0	0	0	0	1	0	1	1	0				2:54		
52	* Nathan Sexton	1	5	0	0	0	0	1	2	3	2	2				11:55		
Team (Included in Totals)																		
Totals		14	28	3	5	2	3	6	12	18	7	33	5	8	0	4	80	
Total FG%: 1st half 14 - 28 (50.0%), 2nd half 0 - 0 (0.00%)		3Pt FG%: 1st half 3 - 5 (60.0%), 2nd half 0 - 0 (0.00%)		FT%: 1st half 2 - 3 (66.7%), 2nd half 0 - 0 (0.00%)		Game 14 - 28 (50.0%)		Game 3 - 5 (60.0%)		Game 2 - 3 (66.7%)		Deadball rebounds 2						

No.	Russellville Russellville	Total FG		3-point		FT	FTA	Rebounds			F	TP	A	TO	BLK	STL	MIN	
		FG	FGA	FG	FGA			Off	Def	Tot								
4	* Ricky Duncan	2	8	1	5	1	2	0	2	2	1	6	2	0	0	1	16:00	
11	David Dickerson	0	0	0	0	0	0	0	0	0	0	0	0	0	0	0	DNP	
13	* Tony Key	6	7	0	0	2	5	3	2	5	1	14	0	1	0	0	16:00	
20	Derrick Stratton	0	0	0	0	0	0	0	0	0	0	0	0	0	0	0	DNP	
21	* Maurice Hampton	0	4	0	0	0	0	3	0	3	0	0	2	0	0	0	16:00	
22	Nathan Thompson	0	0	0	0	0	0	0	0	0	0	0	0	0	0	0	DNP	
23	* Michael Morris	3	7	1	2	0	0	1	1	2	1	7	0	2	1	1	16:00	
25	Wun Kennedy	0	0	0	0	0	0	0	0	0	0	0	0	0	0	0	DNP	
30	* Teco Dickerson	4	8	2	4	1	2	3	2	5	1	11	0	1	0	2	16:00	
31	Adrian Bigbee	0	0	0	0	0	0	0	0	0	0	0	0	0	0	0	DNP	
32	Frank Chapa	0	0	0	0	0	0	0	0	0	0	0	0	0	0	0	DNP	
33	Roland Dickerson	0	0	0	0	0	0	0	0	0	0	0	0	0	0	0	DNP	
34	Tyree Todd	0	0	0	0	0	0	0	0	0	0	0	0	0	0	0	DNP	
Team (Included in Totals)																		
Totals		15	34	4	11	4	9	11	7	18	4	38	5	4	1	4	80	
Total FG%: 1st half 15 - 34 (44.1%), 2nd half 0 - 0 (0.00%)		3Pt FG%: 1st half 4 - 11 (36.4%), 2nd half 0 - 0 (0.00%)		FT%: 1st half 4 - 9 (44.4%), 2nd half 0 - 0 (0.00%)		Game 15 - 34 (44.1%)		Game 4 - 11 (36.4%)		Game 4 - 9 (44.4%)		Deadball rebounds 1						

Technical Fouls: None
 Attendance: 15,204
 Officials: Rick Chasteen, Jerry Hurley, Bob Craft

Score by Period	1st H	2nd H	Final	Record	Overall Conf
Russellville Russellville	38	0	38	Russellville	28-5
Elizabethtown E-Town	33	0	33	E-Town	27-5

	Russellville E-Town		Russellville E-Town		Russellville E-Town			
Points off Turnovers	8	8	Second Effort Points	7	9	Bench Points	0	4
Points in the Paint	14	20	3 Point Points	12	9	Free Throw Points	4	2
Largest Lead	37	30 (7 pts)	Lead Changes	8		Number of Ties	6	

University of Kentucky Basketball - Play by Play Report - Period 3 (pg 1)
Russellville Russellville vs. Elizabethtown E-Town
Date: 03/18/2000 Time: 12:15 Site: Boys' Sweet16, Rupp Arena-Lexington, KY Attendance: 15,204

## Name	Action	Action	Score	Clock	Diff	## Name	Action	Action
13 T Key	FG Attempt			3 7:46		33 A Barbour	Block	23 C Williams Def Reb
21 M Hampton	FG Made		40-33	3 7:36		21 J Johnston	Turn Over	
23 M Morris	FG Made	4 R Duncan Assist	40-35	3 7:32	+7	52 N Sexton	FG Made	
4 R Duncan	FG Attempt		42-35	3 6:44	+7	25 J Pedigo	3Pt Made	33 A Barbour Assist
30 T Dickerson	3Pt Made	21 M Hampton Assist	42-38	3 6:31	+4	25 J Pedigo	Def Rebound	
13 T Key	Block	21 M Hampton Def Reb		3 6:16		21 J Johnston	Layup Made	
23 M Morris	Layup Made	21 M Hampton Assist		3 5:52	+2	52 N Sexton	FG Attempt	
30 T Dickerson	Layup Made	4 R Duncan Assist		3 5:33	+5	33 A Barbour	Dunk Made	25 J Pedigo Assist
13 T Key	Personal Foul			3 5:11		33 A Barbour	FT Made	
21 M Hampton	FG Made			3 5:05	+7	33 A Barbour	FT Made	
13 T Key	Block			3 4:28	+7	33 A Barbour	FG Attempt	E-Town Off Reb (Traveling)
23 M Morris	FT Made			3 4:23	+5	52 N Sexton	Turn Over	
23 M Morris	FT Made			3 4:17	+7	52 N Sexton	Personal Foul	
30 T Dickerson	3Pt Made			3 4:01		33 A Barbour	FG Made	
23 M Morris	Def Rebound			3 3:53	+8	33 A Barbour	3Pt Attempt	
21 M Hampton	3Pt Attempt	13 T Key Off Reb		3 3:53	+9	33 A Barbour	FG Made	
13 T Key	Putback Att			3 3:40	+7	33 A Barbour	3Pt Attempt	
22 N Thompson	Enter Game	for 4 R Duncan		3 3:19	+10	33 A Barbour	3Pt Attempt	
30 T Dickerson	3Pt Made	21 M Hampton Assist		3 3:13		33 A Barbour	3Pt Attempt	
22 N Thompson	Personal Foul			3 3:03		33 A Barbour	Def Rebound	
22 N Thompson	FG Attempt			3 2:58		33 A Barbour	FG Made	
13 T Key	Dunk Made			3 2:52	+8	33 A Barbour	FG Made	
23 M Morris	Personal Foul			3 2:51		42 B Bramblett	Enter Game	for 52 N Sexton
23 M Morris	FG Attempt	13 T Key Off Reb		3 2:51		23 C Williams	FG Attempt	33 A Barbour Off Reb
13 T Key	Personal Foul			3 2:22	+11	33 A Barbour	Putback Att	42 B Bramblett Off Reb
21 M Hampton	FG Made			3 2:07		42 B Bramblett	FG Made	
21 M Hampton	FG Made			3 2:04		42 B Bramblett	FG Made	
23 M Morris	FG Attempt	13 T Key Off Reb		3 2:04		23 C Williams	FT Attempt	E-Town Deadball Reb
13 T Key	Putback Made			3 1:58	+9	23 C Williams	FT Made	
13 T Key	Def Rebound			3 1:38		33 A Barbour	Block	
21 M Hampton	FG Made			3 1:27	+11	33 A Barbour	FG Attempt	
13 T Key	Personal Foul			3 1:19		23 C Williams	FT Attempt	E-Town Deadball Reb
33 R Dickerson	Steal			3 1:19	+10	23 C Williams	FT Made	
33 R Dickerson	Turn Over			3 1:11		33 A Barbour	Block	
21 M Hampton	FG Attempt			3 1:05	+12	33 A Barbour	FG Attempt	
				3 0:56		25 J Pedigo	3Pt Attempt	E-Town Deadball Reb
				3 0:47	+14	25 J Pedigo	3Pt Attempt	E-Town Deadball Reb
				3 0:31		23 C Williams	Turn Over	
				3 0:30		23 C Williams	Turn Over	
				3 0:30		23 C Williams	Turn Over	
				3 0:27		23 C Williams	Turn Over	
				3 0:26		23 C Williams	Turn Over	
				3 0:23		23 C Williams	Steal	
				3 0:22		25 J Pedigo	3Pt Made	
				3 0:15	+11	23 C Williams	Def Rebound	
				3 0:00		23 C Williams	Def Rebound	

End of Period Summary Russellville 65 E-Town 54
Largest Lead: Russellville 65 E-Town 51 (14 pts)
Lead in Period: Russellville 65 E-Town 51 (14 pts)
 1 for 3 oppo pts
 3 for 4 pts
 11/18 for 61.1 %
 2/2 for 100 %

Turnovers
 2nd Chances
 Field Goals
 Free Throws

Lead Changes: 8 Ties: 6
Lead Changes: 0 Ties: 0 (this period)
 3 for 4 oppo pts
 3 for 2 pts
 8/15 for 53.3 %
 3/4 for 75.0 %

University of Kentucky Basketball - Play by Play Report - Period 4 (pg 1)
Russellville Russellville vs. Elizabethtown E-Town
Date: 03/18/2000 Time: 12:15 Site: Boys' Sweet16, Rupp Arena-Lexington,KY Attendance: 15,204

##	Name	Action	Action	Score	Clock	Diff	##	Name	Action	Action
					4 8:00					
21	M Hampton	Leave Game			4 8:00					
22	N Thompson	Leave Game			4 8:00					
30	T Dickerson	Leave Game			4 8:00					
33	R Dickerson	Leave Game			4 8:00					
4	R Duncan	Enter Game	for 34 T Todd		4 8:00					
13	T Key	Enter Game			4 8:00					
21	M Hampton	Enter Game			4 8:00					
23	M Morris	Enter Game			4 8:00					
30	T Dickerson	Enter Game			4 8:00		52	N Sexton	Enter Game	for 42 B Bramblett
					4 7:45		23	C Williams	Turn Over	
					4 7:44					
23	M Morris	Steal		67-54	4 7:36	+13				
30	T Dickerson	FG Made			4 7:27		33	A Barbour	Turn Over	
					4 7:26					
13	T Key	Steal			4 6:58					
21	M Hampton	Turn Over			4 6:57		33	A Barbour	Steal	
					4 6:57		21	J Johnston	Turn Over	
					4 6:57					
4	R Duncan	Steal			4 6:57					
4	R Duncan	Turn Over	(Traveling)		4 6:57		42	B Bramblett	Enter Game	for 25 J Pedigo
					4 6:57		23	C Williams	3Pt Attempt	52 N Sexton Off Reb
					4 6:54		52	N Sexton	Putback Att	
					4 6:50					
13	T Key	Block	21 M Hampton Def Reb	69-54	4 6:43	+15				
30	T Dickerson	FG Made	21 M Hampton Assist		4 6:31					
23	M Morris	Personal Foul			4 6:31		4	K Foster	Enter Game	for 21 J Johnston
					4 6:23		33	A Barbour	3Pt Attempt	E-Town Off Reb
					4 6:22					
23	M Morris	Personal Foul			4 6:22					
22	N Thompson	Enter Game	for 23 M Morris	69-56	4 6:17	+13	52	N Sexton	FG Made	
					4 5:56		52	N Sexton	Def Rebound	
30	T Dickerson	FG Attempt		69-57	4 5:51	+12	23	C Williams	FT Made	
30	T Dickerson	Personal Foul		69-58	4 5:51	+11	23	C Williams	FT Made	
					4 5:51		34	M Richardson	Enter Game	for 23 C Williams
					4 5:45		42	B Bramblett	Personal Foul	
					4 5:45					
23	M Morris	Enter Game	for 22 N Thompson		4 5:45					
Russellville		20 Sec Time Out			4 5:30		52	N Sexton	Personal Foul	
					4 5:30					
34	T Todd	Enter Game	for 23 M Morris		4 5:30		4	K Foster	Leave Game	
					4 5:30		21	J Johnston	Enter Game	for 52 N Sexton
					4 5:30		23	C Williams	Enter Game	
					4 5:30					
					4 5:30					
30	T Dickerson	FT Made		70-58	4 5:30	+12				
30	T Dickerson	FT Made		71-58	4 5:30	+13				
					4 5:14		33	A Barbour	FG Attempt	33 A Barbour Off Reb
					4 5:12		33	A Barbour	Putback Att	42 B Bramblett Off Reb
					4 5:10	+11	42	B Bramblett	Putback Made	
13	T Key	FG Attempt		71-60	4 4:51		33	A Barbour	Block	23 C Williams Def Reb
					4 4:44	+9	33	A Barbour	FG Made	23 C Williams Assist
					4 4:04		33	A Barbour	Def Rebound	
4	R Duncan	FG Attempt			4 3:57					
30	T Dickerson	Personal Foul			4 3:57		4	K Foster	Enter Game	for 23 C Williams
					4 3:57		23	C Williams	Enter Game	for 4 K Foster
					4 3:57					
Russellville		Time Out			4 3:57		50	D Rudd	Enter Game	for 42 B Bramblett
					4 3:57	+8	23	C Williams	FT Made	
					4 3:57		23	C Williams	FT Attempt	33 A Barbour Off Reb
					4 3:52	+6	33	A Barbour	FG Made	
					4 3:45		34	M Richardson	Personal Foul	
					4 3:45		4	K Foster	Enter Game	for 23 C Williams
					4 3:39		33	A Barbour	Personal Foul	
					4 3:24	+9				
30	T Dickerson	3Pt Made	21 M Hampton Assist	74-65	4 3:16		E-Town	20 Sec Time Out		
					4 3:16		23	C Williams	Enter Game	for 4 K Foster
					4 3:16		52	N Sexton	Enter Game	for 50 D Rudd
					4 3:10	+7	33	A Barbour	Layup Made	34 M Richardson Assist

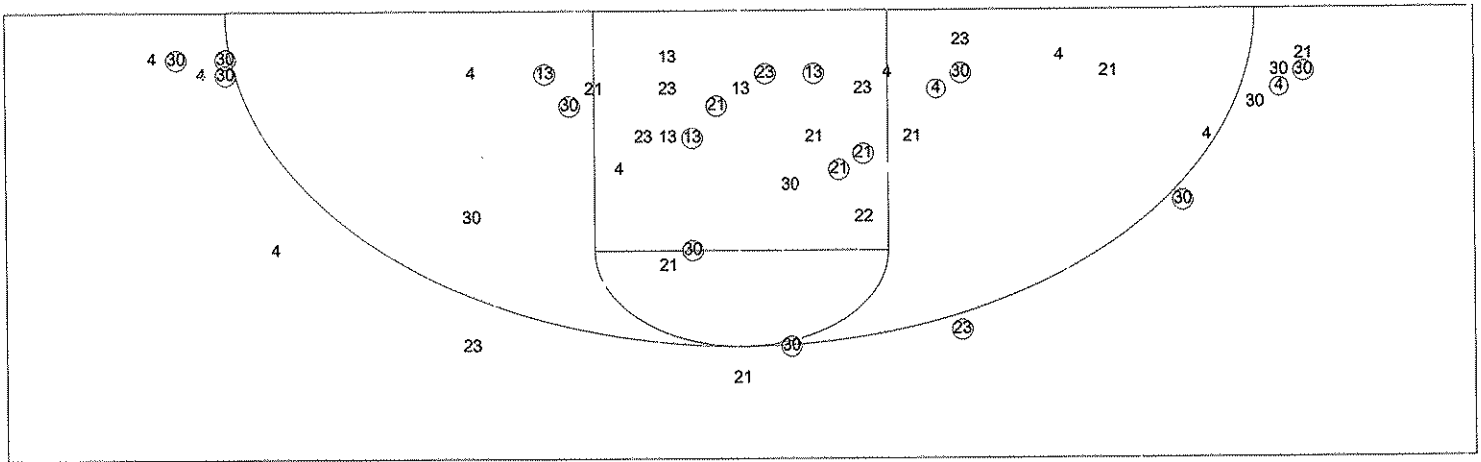
University of Kentucky Basketball - Play by Play Report - Period 4 (pg 2)
Russellville Russellville vs. Elizabethtown E-Town
Date: 03/18/2000 Time: 12:15 Site: Boys' Sweet16, Rupp Arena-Lexington, KY Attendance: 15,204

## Name	Action	Action	Score	Clock	Diff	## Name	Action	Action
				4 3:09		21 J Johnston	Personal Foul	
23 M Morris	Enter Game	for 34 T Todd		4 3:09				
21 M Hampton	Turn Over	(5 Sec Violation)		4 3:00				
			74-70	4 3:00	+4	33 A Barbour	3Pt Made	
			75-70	4 2:34	+5	33 A Barbour	Personal Foul	
23 M Morris	FT Made			4 2:34		33 A Barbour	Def Rebound	
23 M Morris	FT Attempt		75-73	4 2:24	+2	33 A Barbour	3Pt Made	
21 M Hampton	Layup Made	23 M Morris Assist	77-73	4 2:11	+4		Turn Over:	(Fumble)
				4 2:03		33 A Barbour	Personal Foul	
				4 1:59		34 M Richardson		
34 T Todd	Enter Game	for 4 R Duncan		4 1:59		25 J Pedigo	Enter Game	for 34 M Richardson
				4 1:59		33 A Barbour	Def Rebound	
21 M Hampton	FT Attempt			4 1:58				
13 T Key	Personal Foul			4 1:58				
4 R Duncan	Enter Game	for 34 T Todd		4 1:58		33 A Barbour	FT Attempt	52 N Sexton Off Reb
				4 1:52		52 N Sexton	Turn Over	
				4 1:50				
23 M Morris	Steal			4 1:46				
21 M Hampton	FG Attempt	4 R Duncan Off Reb	79-73	4 1:44	+6			
4 R Duncan	Putback Made		79-75	4 1:40	+4	23 C Williams	FG Made	
				4 1:40		E-Town	Time Out	
				4 1:40		42 B Bramblett	Enter Game	for 52 N Sexton
				4 1:40				
Russellville	20 Sec Time Out			4 1:38		23 C Williams	Personal Foul	for 42 B Bramblett
				4 1:38		52 N Sexton	Enter Game	
			80-75	4 1:38	+5			
21 M Hampton	FT Made		81-75	4 1:38	+6			
21 M Hampton	FT Made			4 1:33		23 C Williams	Offensive Foul	
				4 1:33		23 C Williams	Turn Over	
				4 1:33				
13 T Key	Charge Taken			4 1:33		42 B Bramblett	Enter Game	for 52 N Sexton
				4 1:31				
Russellville	Time Out			4 1:28				
21 M Hampton	Turn Over			4 1:28		23 C Williams	Steal	
				4 1:28		42 B Bramblett	Turn Over	
				4 1:28			Personal Foul	
				4 1:27		25 J Pedigo	Enter Game	for 42 B Bramblett
				4 1:27		52 N Sexton		
			82-75	4 1:27	+7			
23 M Morris	FT Made		83-75	4 1:27	+8			
23 M Morris	FT Made			4 1:14		33 A Barbour	FG Attempt	52 N Sexton Off Reb
4 R Duncan	Block			4 1:14				
4 R Duncan	Personal Foul			4 1:14		4 K Foster	Enter Game	for 21 J Johnston
				4 1:14			FT Made	
			83-76	4 1:14	+7	52 N Sexton	FT Made	
			83-77	4 1:14	+6	52 N Sexton	Enter Game	for 52 N Sexton
				4 1:14		42 B Bramblett		
				4 1:12				
21 M Hampton	Turn Over			4 1:11		4 K Foster	Steal	4 K Foster Assist
				4 1:10	+4	33 A Barbour	FG Made	
				4 1:09		E-Town	Time Out	
				4 1:04		25 J Pedigo	Personal Foul	
				4 1:04		4 K Foster	Leave Game	
				4 1:04		21 J Johnston	Enter Game	for 42 B Bramblett
				4 1:04		52 N Sexton	Enter Game	
				4 1:04				
23 M Morris	FT Attempt	Russellville Deadball Reb	84-79	4 1:04	+5			
23 M Morris	FT Made			4 0:57		33 A Barbour	FG Attempt	23 C Williams Off Reb
				4 0:55		23 C Williams	Putback Att	
				4 0:54	+6	21 J Johnston	Personal Foul	
23 M Morris	Def Rebound		85-79	4 0:54		52 N Sexton	Def Rebound	
23 M Morris	FT Made			4 0:54			3Pt Made	
23 M Morris	FT Attempt		85-82	4 0:41	+3	33 A Barbour	20 Sec Time Out	
				4 0:39		E-Town	Leave Game	
				4 0:39		21 J Johnston	Enter Game	for 52 N Sexton
				4 0:39		4 K Foster	Enter Game	
				4 0:39		42 B Bramblett	Enter Game	
				4 0:38		4 K Foster	Personal Foul	

University of Kentucky Basketball - Play by Play Report - Period 4 (pg 3)
Russellville Russellville vs. Elizabethtown E-Town
Date: 03/18/2000 Time: 12:15 Site: Boys' Sweet16, Rupp Arena-Lexington,KY Attendance: 15,204

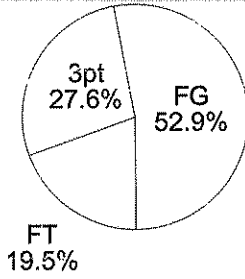
## Name	Action	Action	Score	Clock	Diff	## Name	Action	Action
				4 0:38		4 K Foster	Leave Game	
				4 0:38		21 J Johnston	Enter Game	for 42 B Bramblett
				4 0:38		52 N Sexton	Enter Game	
13 T Key	FT Attempt	Russellville Deadball Reb		4 0:38				
13 T Key	FT Made		86-82	4 0:38 +4				
				4 0:30		52 N Sexton	FG Attempt	33 A Barbour Off Reb
13 T Key	Personal Foul			4 0:29				
22 N Thompson	Enter Game	for 13 T Key		4 0:29				
				4 0:29		21 J Johnston	Leave Game	
				4 0:29		4 K Foster	Enter Game	for 52 N Sexton
				4 0:29		42 B Bramblett	Enter Game	
			86-83	4 0:29 +3		33 A Barbour	FT Made	
				4 0:29		33 A Barbour	FT Attempt	23 C Williams Off Reb
22 N Thompson	Personal Foul		86-84	4 0:26 +2		23 C Williams	FT Made	
			86-85	4 0:26 +1		23 C Williams	FT Made	
				4 0:24		4 K Foster	Personal Foul	
34 T Todd	Enter Game	for 22 N Thompson		4 0:24				
				4 0:24		4 K Foster	Leave Game	
				4 0:24		21 J Johnston	Enter Game	for 42 B Bramblett
				4 0:24		52 N Sexton	Enter Game	
21 M Hampton	FT Attempt	Russellville Deadball Reb		4 0:24				
21 M Hampton	FT Made		87-85	4 0:24 +2				
			87-87	4 0:17 (T7)		33 A Barbour	FG Made	25 J Pedigo Assist
4 R Duncan	Personal Foul		87-88	4 0:17 -1 (L9)		33 A Barbour	FT Made	
Russellville	Time Out			4 0:07				
22 N Thompson	Enter Game	for 34 T Todd		4 0:07				
21 M Hampton	3Pt Attempt			4 0:01		E-Town	Def Rebound	

University of Kentucky Basketball - TEAM SHOT CHART for the Russellville
 Russellville Russellville vs. Elizabethtown E-Town
 DATE: 03/18/2000 TIME: 12:15 SITE: Boys' Sweet16, Rupp Arena-Lexington, KY

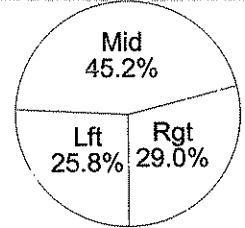


Shot Summary	M/A	%	PTS
3Pt FG	8/17	47.1%	24
2Pt FG	23/45	51.1%	46
Layups - L	3/3	100.0%	6
Layups - R	3/3	100.0%	6
Dunks	1/1	100.0%	2
Putbacks	5/8	62.5%	10
Overall Shooting	31/62	50.0%	70
Free Throws	17/28	60.7%	17
Total Points			87

Scoring Distribution




Scoring Locations

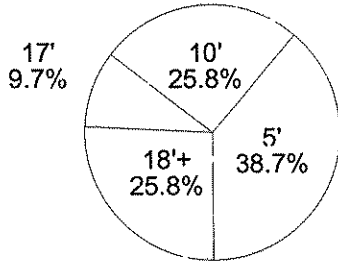


By Period	FG	FGA	FG%	3Pt	3FA	3P%	FT	FTA	FT%	PTS	OR3	DRB	TR	PF	AST	TO	BS	ST	P/S
1st Period	7	17	41.2	2	5	40.0	0	2	0.00	16	3	3	6	1	2	2	0	3	0.89
2nd Period	8	17	47.1	2	6	33.3	4	7	57.1	22	8	4	12	3	3	2	1	1	1.10
3rd Period	11	18	61.1	3	4	75.0	2	2	100	27	3	3	6	4	5	1	2	1	1.42
4th Period	5	10	50.0	1	2	50.0	11	17	64.7	22	1	2	3	9	3	5	2	4	1.22
Game	31	62	50.0	8	17	47.1	17	28	60.7	87	15	12	27	17	13	10	5	9	1.14

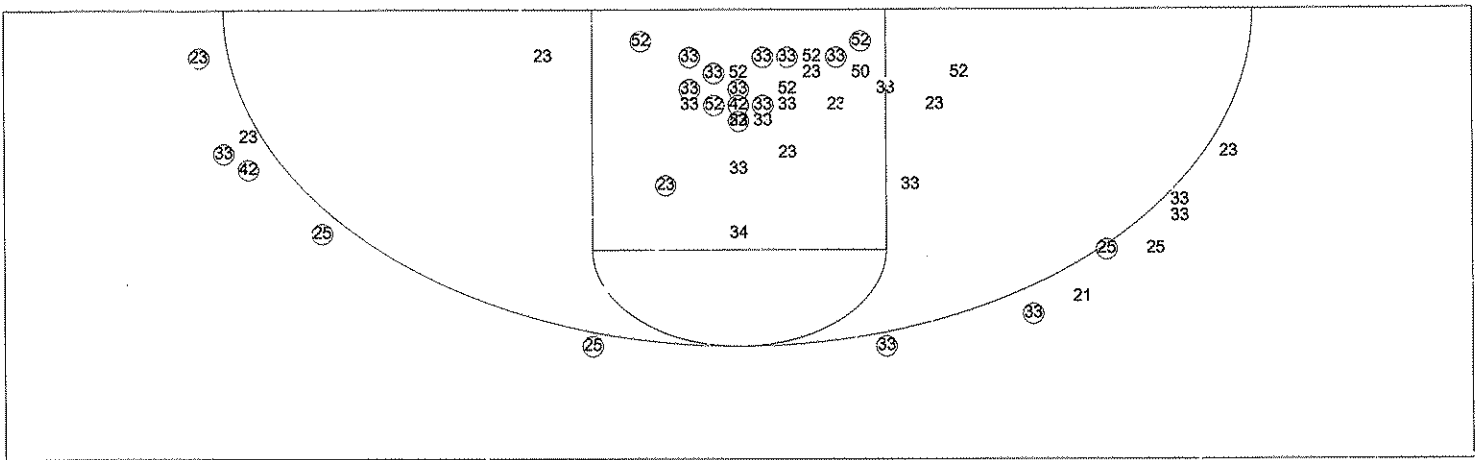
Scoring Breakdown



Scoring Range

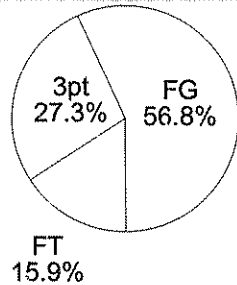


University of Kentucky Basketball - TEAM SHOT CHART for the E-Town
 Russellville Russellville vs. Elizabethtown E-Town
 DATE: 03/18/2000 TIME: 12:15 SITE: Boys' Sweet16, Rupp Arena-Lexington, KY

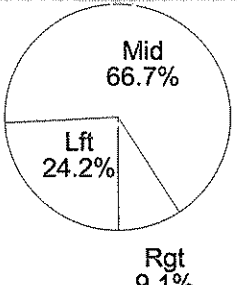


Shot Summary	M/A	%	PTS
3Pt FG	8/14	57.1%	24
2Pt FG	25/49	51.0%	50
Layups - L	4/4	100.0%	8
Layups - R	1/1	100.0%	2
Dunks	2/2	100.0%	4
Putbacks	4/10	40.0%	8
Overall Shooting	33/63	52.4%	74
Free Throws	14/19	73.7%	14
Total Points			88

Scoring Distribution




Scoring Locations



By Period	FG	FGA	FG%	3Pt	3PA	3P%	FT	FTA	FT%	PTS	ORB	DRB	TR	PF	AST	TO	BS	ST	P/S
1st Period	8	14	57.1	2	3	66.7	1	1	100	19	3	8	11	2	3	4	0	2	1.36
2nd Period	6	14	42.9	1	2	50.0	1	2	50.0	14	3	4	7	5	2	4	0	2	0.93
3rd Period	8	15	53.3	2	4	50.0	3	4	75.0	21	3	4	7	1	2	3	2	1	1.24
4th Period	11	20	55.0	3	5	60.0	9	12	75.0	34	10	7	17	14	4	7	1	3	1.31
Game	33	63	52.4	8	14	57.1	14	19	73.7	88	19	23	42	22	11	18	3	8	1.22

Scoring Breakdown



Scoring Range

